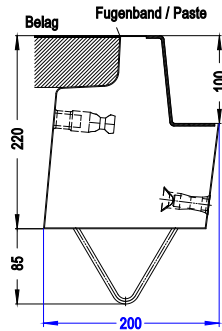
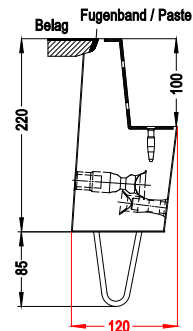


## Schachtabdeckung mit Betonumrandung

### 2 Umrandungen

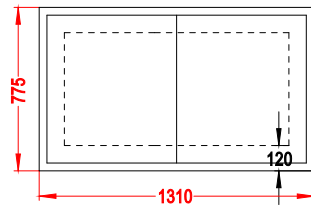


breit = 200 mm

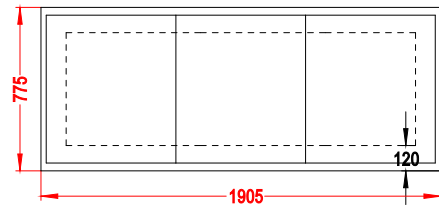


schmal = 120 mm

### Breite 0 = 775 mm schmale Umrandung 2 Längen

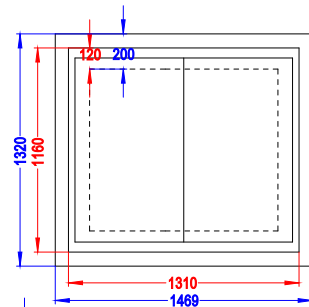


2x0 = 1310 x 775 mm  
 LW = 1070 x 535 mm

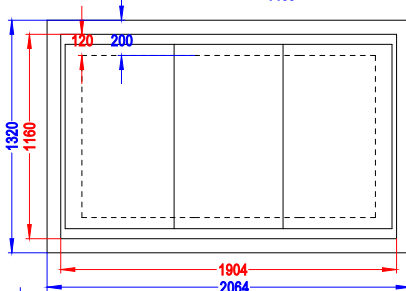


3x0 = 1905 x 775 mm  
 LW = 1665 x 535 mm

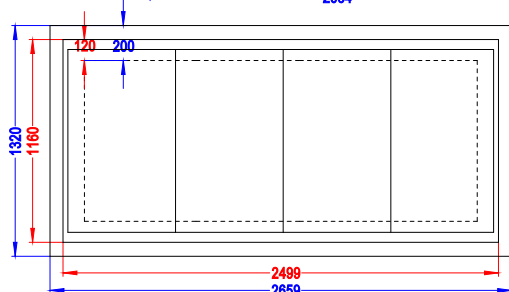
### Breite I = 1160/1320 mm schmale oder breite Umrandung 4 Längen



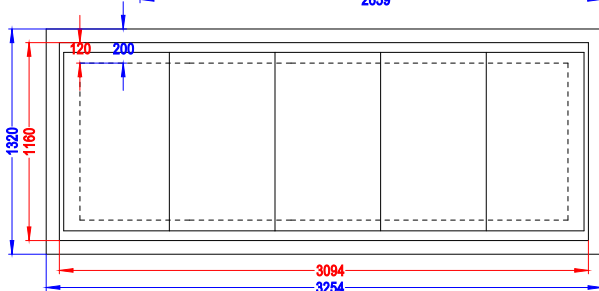
2xl schmal = 1310 x 1160 mm  
 2xl breit = 1469 x 1320 mm  
 LW = 1070 x 920 mm



3xl schmal = 1904 x 1160 mm  
 3xl breit = 2064 x 1320 mm  
 LW = 1664 x 920 mm



4xl schmal = 2499 x 1160 mm  
 4xl breit = 2659 x 1320 mm  
 LW = 2260 x 920 mm



5xl schmal = 3094 x 1160 mm  
 5xl breit = 3254 x 1320 mm  
 LW = 2854 x 920 mm